

Land Forms


Land forms are natural features of the Earth's surface.



Plateau

High Flat Land


Almost half of the Earth's Surface



Mountain

High Pointed Land


Higher than 1000 feet



Plains

Low Flat Land

Usually at sea level with broad rivers and grassy fields



Hills

Rolling Land

Lower than 1000 feet,
Usually have rounded tops

